



COUNTERFEIT MONEY
AWARENESS &
CASH HANDLING
TIPS



REGIONS NEXT STEP

This information is general in nature and is not intended to be specific legal, tax, or financial advice. Although Regions believes this information to be accurate, it cannot ensure that it will remain up to date. Statements or opinions of individuals referenced herein are their own—not Regions'. Consult an appropriate professional concerning your specific situation and [irs.gov](https://www.irs.gov) for current tax rules.

Regions uses Qualtrics® XM service to collect your feedback. Regions does not own or operate the Qualtrics website. Please consult Qualtrics privacy disclosures and security policies, as they may differ from those of Regions.

AGENDA

TODAY WE WILL FOCUS ON THESE BIG QUESTIONS . . .

1. How can I identify counterfeit money?
2. What actions can I use to avoid quick change artists?
3. What can I do to be efficient and accurate when handling cash?

This information is general in nature and is not intended to be legal, tax, or financial advice. Although Regions believes this information to be accurate, it cannot ensure that it will remain up to date. Statements or opinions of individuals referenced herein are their own—not Regions'. Consult an appropriate professional concerning your specific situation and [irs.gov](https://www.irs.gov) for current tax rules.




\$1 BILL




\$2 BILL







\$5 BILL



\$10 BILL




\$10 BILL



\$20 BILL



\$20 BILL



\$50 BILL



\$50 BILL



\$100 BILL



\$100 BILL



KNOW ITS FEATURES. TRUST IT'S REAL.



FEEL THE PAPER



TILT THE BILL



CHECK WITH LIGHT

ACTIONS TO AVOID QUICK CHANGE ARTISTS

WATCH OUT FOR TEAMS.



Be cautious about customers who pay for small items with large denominations.



STAY FOCUSED WHEN GIVING CUSTOMERS CHANGE.



THE 3 COUNT METHOD

1. Receive money from the customer
2. Receive money into drawer (best practice: lay it across first and put it in the drawer after step 3)
3. Count back any change to your customer



No matter how many times they change their mind, focus on collecting the customer's money and making correct change.

CASH HANDLING TIPS



Respect drawer limits to reduce your risk and exposure.



When possible, use counterfeit pens to ensure bill is authentic.



Keep your drawer or terminal secured at all times.



Use the three count method.



Slow down when you feel that you may be losing track.



Keep passwords, access codes, and keys secure and confidential.



Smile!

CONGRATULATIONS

TODAY, YOU WILL LEAVE WITH:

1. A technique to identify counterfeit money
2. Actions to use to avoid quick change artists
3. Accurate and efficient cash handling tips

Thank you.

Articles

Courses

Worksheets

Podcasts

Calculators

Budget
Templates


Webinars

Learning
for Kids

EXPLORE FOR MORE TIPS



Family Budgeting
& Saving



Navigating
Homeownership



Financial Literacy
for Students




Retirement Saving
& Planning




Saving For
Your Next Vacation



Plan for the Holidays



Medical
Financial Hardship



Next Step for Business

MEETING YOUR FINANCIAL GOALS

1

Make an appointment with a Regions banker:

- Call the Regions Green Line at 1-800-REGIONS
- Go to regions.com and click “[Make an Appointment](#)”
- Visit any Regions branch

2

Visit Next Step Courses for free, online money management courses: Regions.com/NextStepCourses

3

Use our online resources including articles, videos, and calculators: Regions.com/NextStepforBusiness

